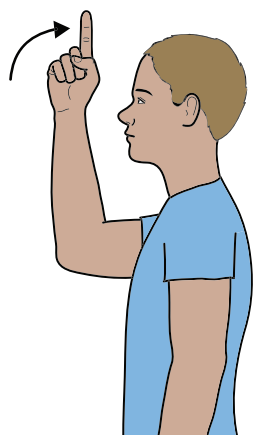


GOD



Working index hand (palm in, pointing forward) held in front of top of head. Hand bends from wrist to point up; eyes follow finger movement.

SAVE



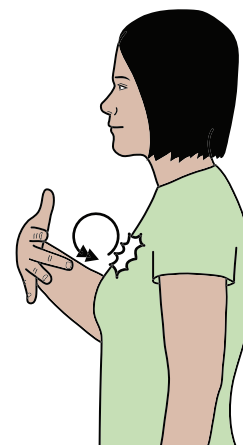
"V" hands (palms in/back, pointing forward/in) crossed at wrists with working hand on top; formation makes vertical circle to working side.

QUEEN



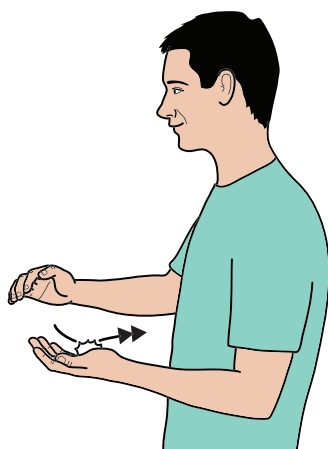
Working index hand (palm in, pointing up) brushes forward and down cheek; then place working clawed hand on head.

LIVE



Working open hand (palm back, pointing in), middle finger extended, makes small forward circles as finger brushes against upper chest.

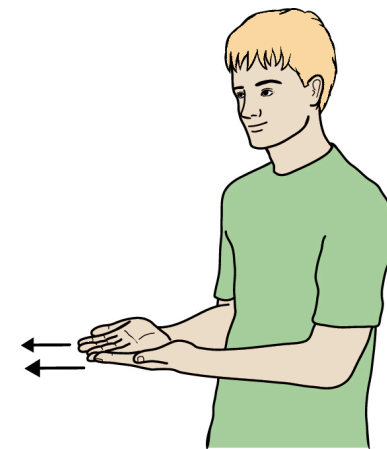
HAPPY



Working cupped hand strikes twice across supporting palm moving towards heel of hand.




SEND/GIVE




Flat hands (palms up, pointing forward) move towards receiver.
Directional sign.

THE NATIONAL ANTHEM AND ROYALTY

VICTORIOUS

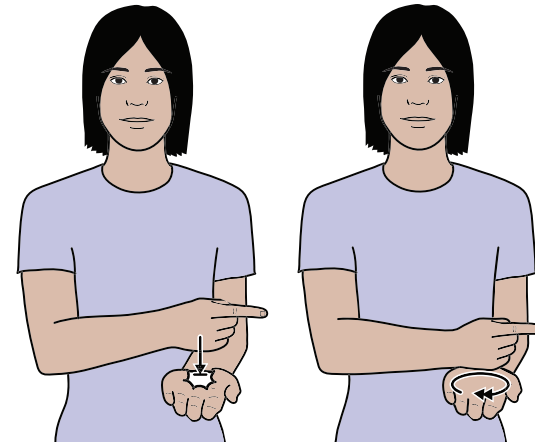


Fists (palms in, pointing up) held up at each side of head make rapid inward circles.



© SIGNALONG
www.signalong.org.uk
info@signalong.org.uk

REIGN




Working index hand (palm back, pointing in) moves firmly down onto supporting flat hand (palm up, pointing forward). Then working hand makes outward circles while remaining in contact.

SOLDIER




Working flat hand (palm in, pointing up) in front of supporting side of chest, touches chest, moves to working side and touches chest again.

FLAG




Working flat hand (palm in, pointing forward) resting on tip of supporting index hand (palm in, pointing up); working hand flexes backwards and forwards once.

CROWN



Fingertips of working clawed hand are placed on the head.

KING



Working parallel flat hand (palm back, pointing in/up) strokes down chin, thumb and fingers closing just below chin level; then place working clawed hand on head.