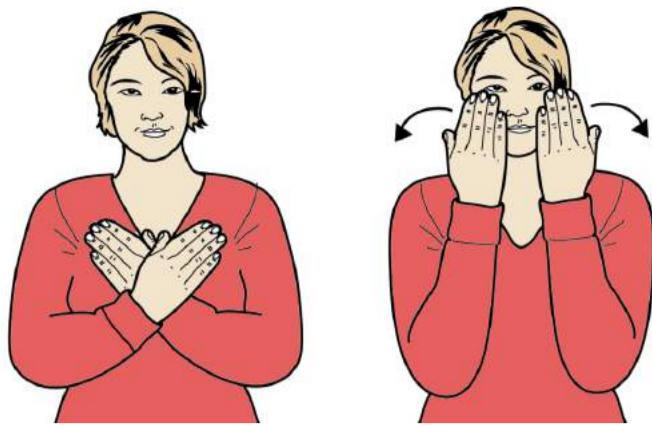
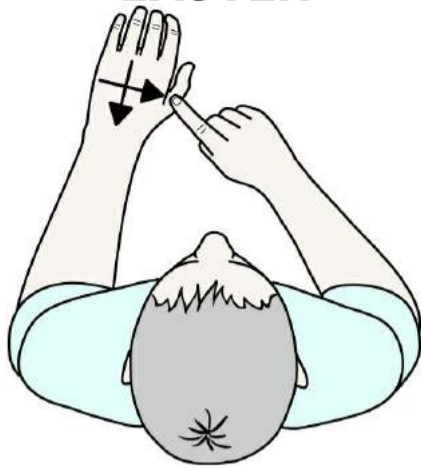


VALENTINE'S DAY



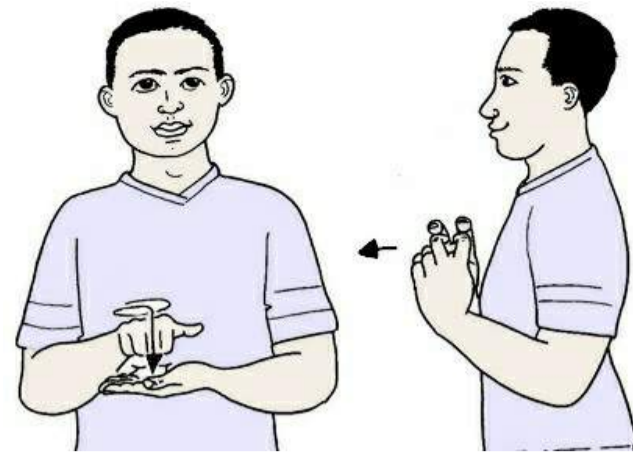
Cross flat hands over chest, working hand in front; then flat hands (palms back, pointing in/up), in front of face, move out in small arc.

EASTER



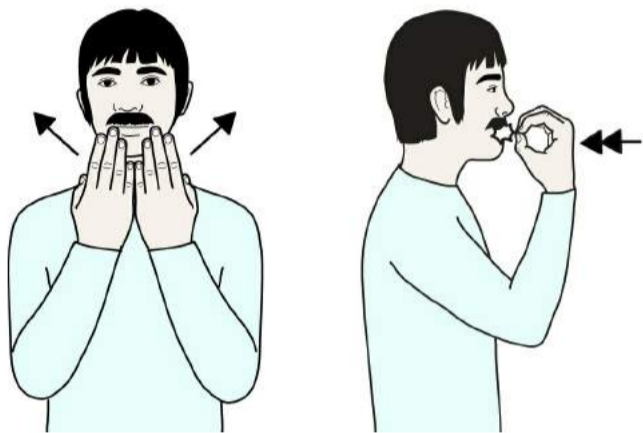
Supporting relaxed hand (palm down); working index draws cross-shape on back of supporting hand.

EID AL-ADHA



Flat hands (palms back, pointing up) move up/out from lips; then working thumb hand (palm down, pointing forward) makes small outward circle and moves down to rest on supporting flat hand (palm up, pointing in); then clawed "V" hands (palms in, pointing up), working fingers on supporting fingers; formation moves forwards.


EID AL-FITR



Flat hands (palms back, pointing up) move up/out from lips; then working bunched hand (palm back, pointing up) taps twice at working side of mouth.



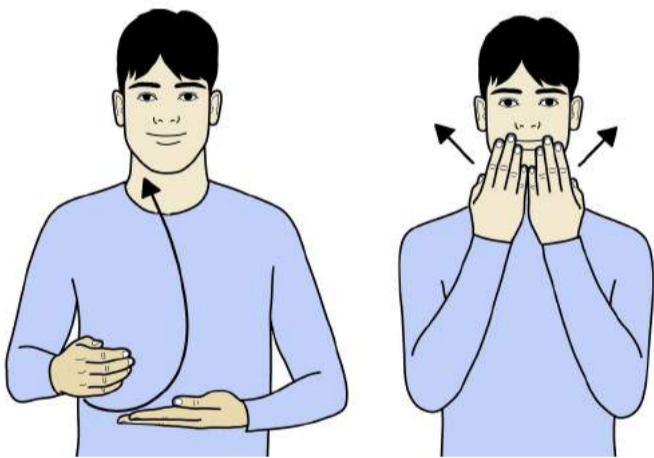
DIWALI




Working "Y" hand (palm in, pointing up) waggles in front of working shoulder; then working full "O" hand moves down changing to open hand (palm in, pointing forward/down).

PLANNING AHEAD

HARVEST FESTIVAL

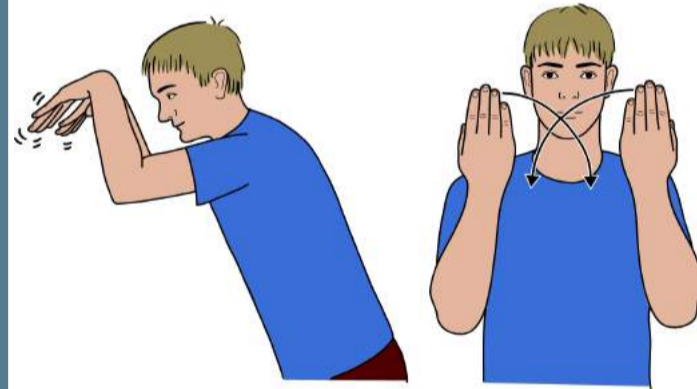


Working cupped hand (palm in/back, pointing forward/in) sweeps round to finish palm back, pointing in, over supporting flat hand (palm up, pointing in); then flat hands (palms back, pointing up) move up/out from lips.



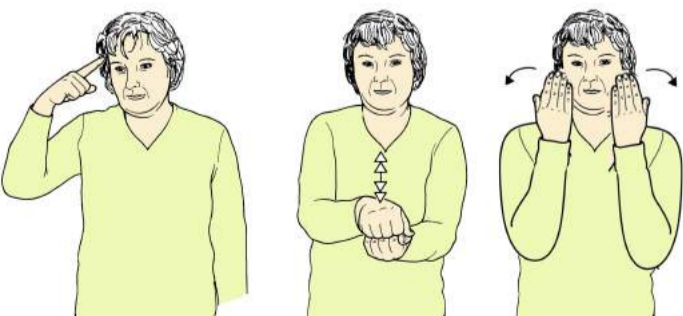
© The SIGNALONG Group
www.signalong.org.uk
 E-mail: info@signalong.org.uk

HALLOWEEN



Open hands (palms back, pointing down) at head height quiver, body looms forwards; then flat hands (palms back, pointing up) held in front and to each side of face, bend towards each other from wrists until hands touch with working hand in front.

REMEMBRANCE DAY



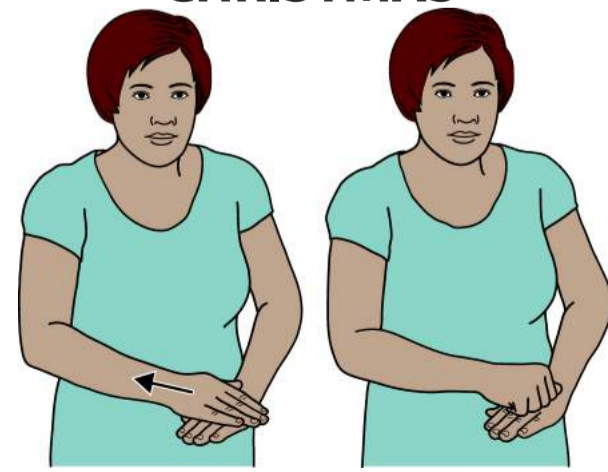
Working index hand points to temple; then working closed hand (palm down, pointing forward) rests on supporting closed hand (palm up, pointing forward), formation moves up and down slightly; then flat hands (palms back, pointing in/up), in front of face, move out in small arc.

HANUKKAH



Full "C" hands (palms in, pointing up) at either side of mouth make several movements out.

CHRISTMAS



Working flat hand (palm down, pointing forward/in) above supporting flat hand (palm down, pointing forward/in); working hand pulls away changing to closed hand on back of supporting hand.