

RESULTS




Working closed pinched hand (palm back, pointing up) moves forwards from eye changing to index hand.

SICK



Working open hand (palm back, pointing in) moves up body and forwards from mouth, turning to palm up.

APPOINTMENT



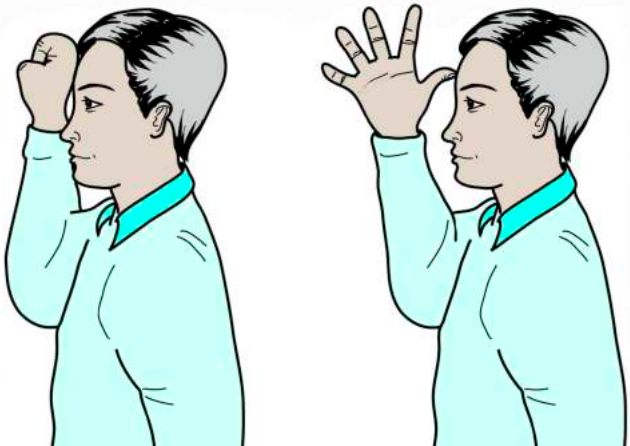
Closed hands (palms in, pointing forward) move towards each other until knuckles gently touch.

BLOOD



Working index touches lower lip; then working open hand rubs over back of supporting open hand (palm back, pointing down).

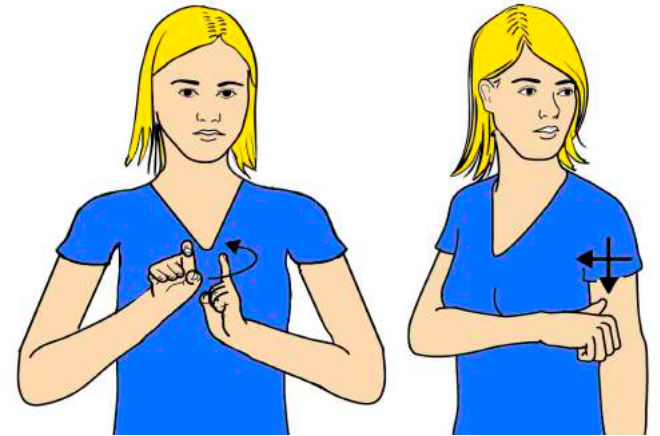
AMBULANCE



Working fist (palm forward, pointing up) in centre of forehead, twists to open hand (palm in, pointing up).
Repeat.



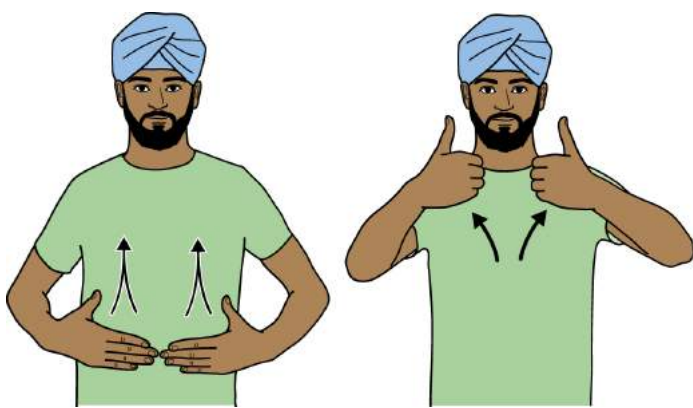
COMMUNITY / DISTRICT NURSE




Working "C" hand (palm forward, pointing up) at the side of the supporting index (palm in, pointing up), working hand moves around supporting index turning to palm back; then working thumb hand draws a cross on supporting upper arm.

HEALTH VOCABULARY

HOW ARE YOU?

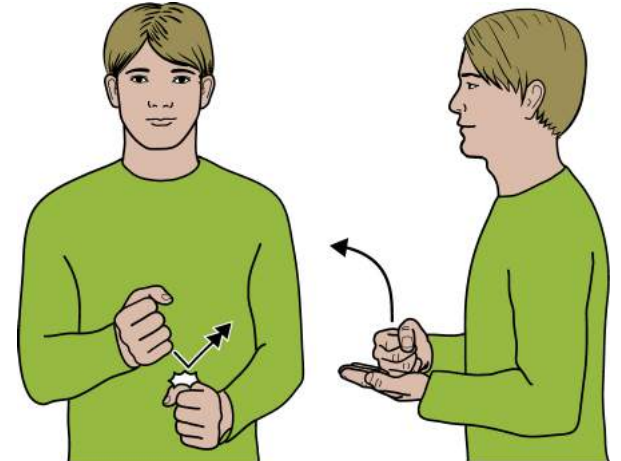


Flat hands (palms back, pointing in) thumbs extended, move up body and forwards; fingers close to thumb hands.



© The SIGNALONG Group
www.signalong.org.uk
info@signalong.org.uk

OCCUPATIONAL THERAPIST



Working fist (palm in, pointing forward) strikes twice across supporting fist (palm in, pointing forward); then blade of working fist rests on supporting palm; formation moves up/forwards.

TABLET / PILL



Working index hand traces small circle on supporting palm.

VISITORS



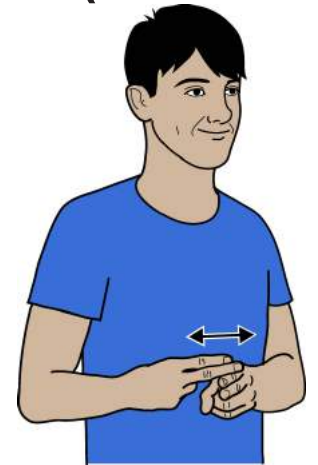
Working "O" hand (palm in, pointing up) held beside chin, twists to palm back, pointing up.
Repeat.

WRIST BAND



Working index hand (palm back, pointing in) circles forwards around supporting wrist.

CUT (INCISION)



Working "N" hand (palm in/back, pointing forward/in) rests on supporting "N" hand (palm in/back, pointing forward/in); then working "N" makes small sawing action on supporting "N" hand.
The supporting hand does not move.