
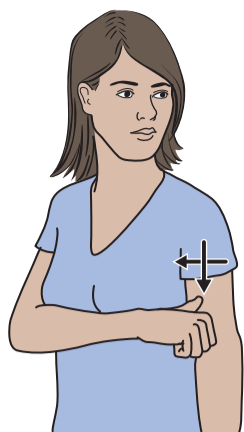


DOCTOR




Working extended index and thumb hold supporting wrist.

NURSE



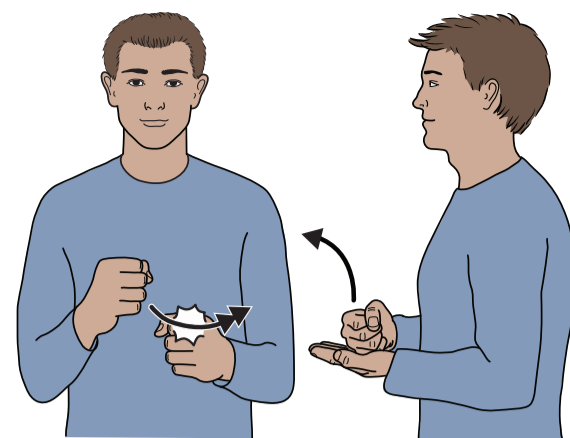
Working thumb hand draws a cross on supporting upper arm.

PSYCHOLOGIST



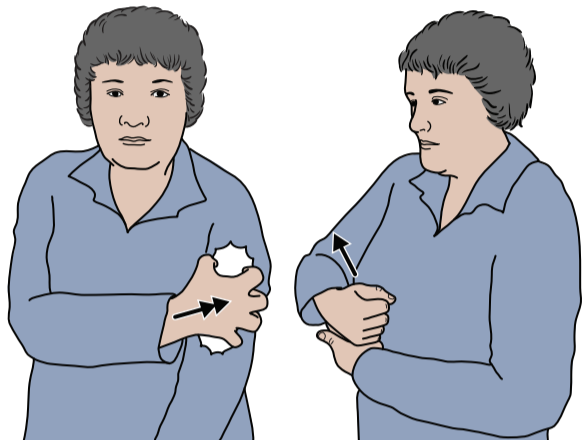
Working index hand points to side of temple; then working flat hand (palm in, pointing forward) taps twice on supporting hand between thumb and index finger.

OCCUPATIONAL THERAPIST



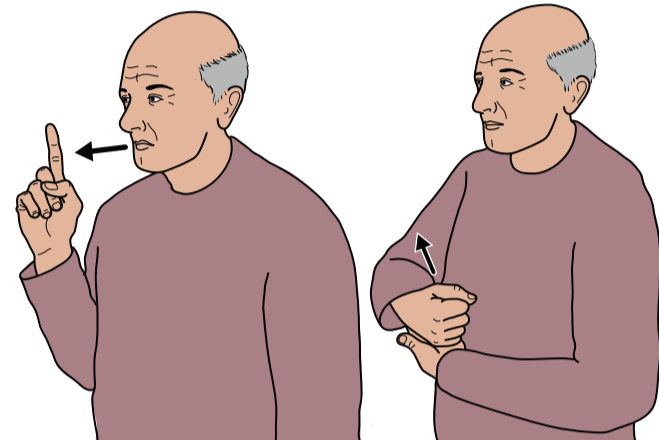
Working fist (palm in, pointing forward) strikes twice across supporting fist (palm in, pointing forward); then blade of working fist rests on supporting palm; formation moves up/forwards.

PHYSIOTHERAPIST



Working clawed hand (palm back) touches supporting upper arm twice; then blade of working fist rests on supporting palm; formation moves up/forwards.

SPEECH & LANGUAGE THERAPIST




Working index (palm in, pointing up) touches lips and moves forwards a short way; then blade of working fist rests on supporting palm, formation moves up/forwards.




PEOPLE WHO CAN HELP

BEHAVIORAL SUPPORT WORKER

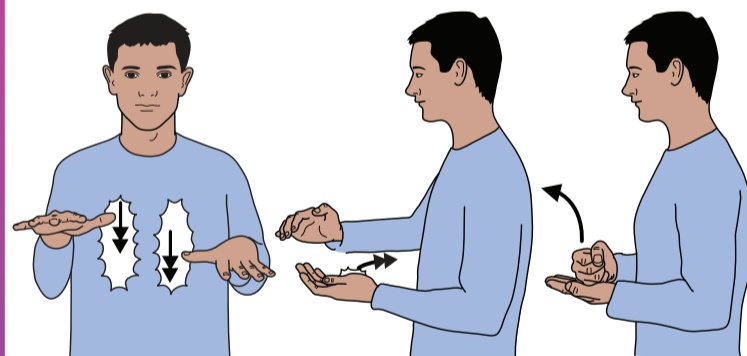


Working index hand points to side of temple; then working flat hand (palm in, pointing forward) taps twice on supporting hand between thumb and index finger. Followed by bent hands (palms back, pointing in) fingertips against chest, move down maintaining contact.



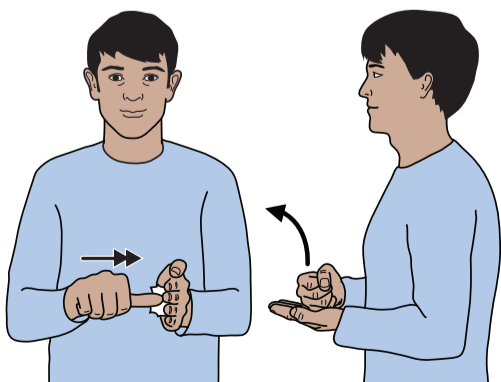
© The SIGNALONG Group
www.signalong.org.uk
E-mail : info@signalong.org.uk

HEALTH & WELL BEING COORDINATOR



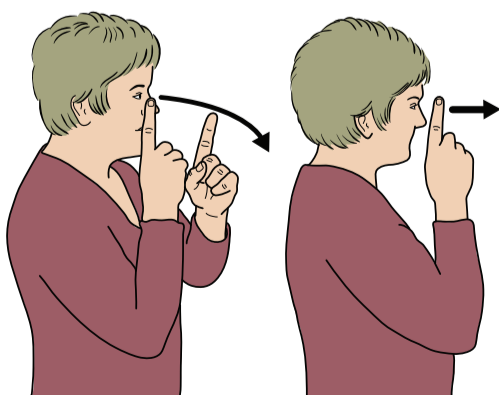
Open hands (palms down, pointing forward); thumbs brush down chest alternately several times. Followed by working cupped hand strikes twice across supporting palm moving towards heel of hand; then blade of working fist rests on supporting palm; formation moves up/forwards.

SOCIAL WORKER



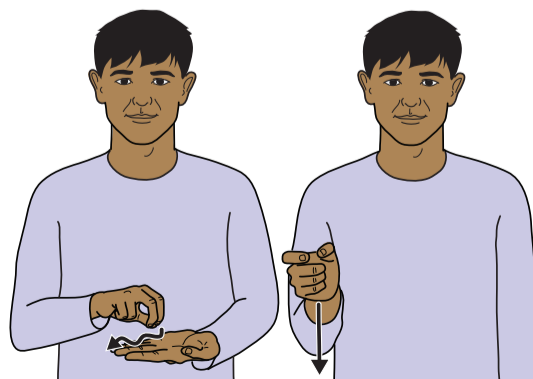
Working thumb hand (palm down, pointing forward) taps twice on palm of supporting flat hand (palm in, pointing forward); then blade of working fist rests on supporting palm, formation moves up/forwards.

CARE MANAGER




Working index hand (palm in, pointing up), rests against supporting index hand (palm in, pointing up) beside eye. Formation drops forwards slowly; then working index hand (palm in, pointing up) held beside head makes a slight movement forward.

ADMINISTRATION SUPPORT



Working bunched thumb, index and middle fingers mime writing over supporting flat hand (palm up, pointing forward/in); then working "C" hand (palm forward, pointing out) moves down in front of body.

ADVOCATE



Thumb hands (palms in, pointing forward) working hand behind; working hand moves forward to touch supporting hand. Formation makes sharp forwards movement.